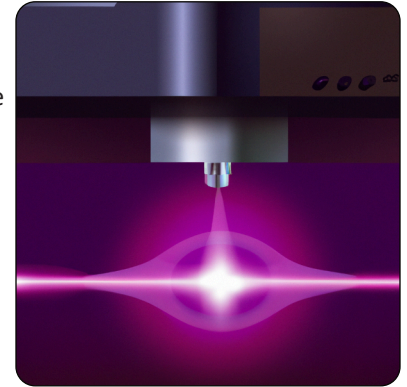




DUV Photodiodes for Lithography and Medical Applications

DUV specific photodiodes for **193nm**, **248nm**, **308nm**, and **351nm** excimer laser light play a crucial role in the medical sector for phototherapy, sterilization, and surgical procedures. Used in phototherapy for treating skin diseases, where precise UV dosage control is essential to ensure effective treatment and avoid harmful side effects. In sterilization processes, these photodiodes help control the UV light dosage for effective elimination of bacteria and viruses, and during surgical procedures, they aid in controlling the intensity of UV lasers used for cutting, cauterizing, and ablating tissue, ensuring patient safety and precision.




In the photolithography sector, DUV photodiodes are instrumental in semiconductor manufacturing. They are used in lithography systems for controlling the exposure of photoresist to UV light, which is a crucial step in the process of creating microelectronic circuits on silicon wafers. The precise control of UV light intensity ensures the repeatability and consistency of microscopic features, thereby increasing production yields and reducing manufacturing costs.

The stability, reliability, precision, and durability of DUV photodiodes are critical. Many current products suffer from reduced signal strength with short-term use, particularly under high dosages, leading to inaccurate measurements that can compromise both efficiency and safety in various applications. In sectors like photolithography and medical procedures where precision and accuracy are paramount, improper UV dosage control can hinder effective treatments or result in low production yields. Furthermore, photodiodes must be durable enough to withstand harsh conditions, such as high temperatures and corrosive environments, to prevent premature failure that can result in costly downtime and replacements.


Standard and Custom Devices

At Opto Diode, we understand the critical role that photodiodes play in your work, whether it's medical procedures, sterilization processes, or semiconductor manufacturing. That's why we've engineered our products to maintain signal strength over extended use, ensuring accurate UV dosage control for maximum efficiency and safety. Our UVG series detectors offer unmatched industry performance over a wide range of wavelengths and operating time. Additionally, customization options ensure seamless integration with existing systems, and our dedicated customer support team is always ready to assist, ensuring you get the most out of our products.



Standard Offerings

Model Number	Description	Wavelength Range	Active Area
UVG100	UV Enhanced Large Square Photodetector	190-400nm	100
UVG12	UV Enhanced Circular Photodetector	190-400nm	12
UVG20C	UV Enhanced Circular Photodetector	190-400nm	19
UVG20S	UV Enhanced Circular Photodetector	190-400nm	24
UVG5S	UV Enhanced Circular Photodetector	190-400nm	5



*See our website for a full selection of standard and custom solutions at WWW.OptoDiode.com