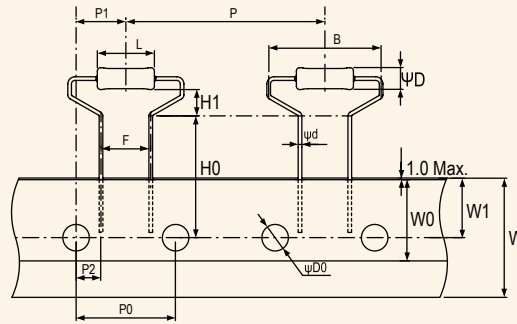


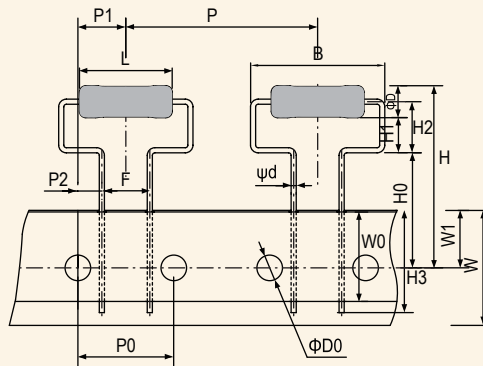
## FORMING DIMENSION

### MHA TYPE Forming for Taping



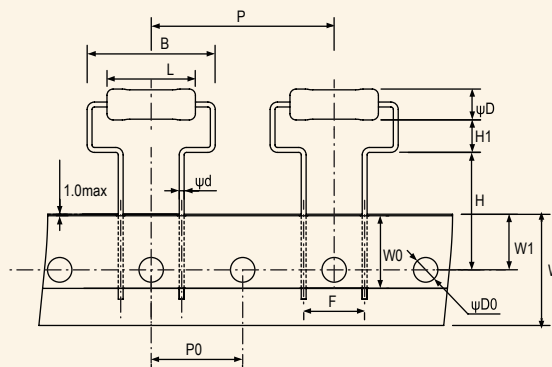
STYLE		DIMENSIONS									Unit: mm
Normal	Miniature	L	ψD	ψd	B	H0	H1	P	P0	P1	
		9.0±0.5	3.3±0.3	0.55±0.05	17.5 max.	19.0±1.0	4.0±1.0	30.0±1.0	15.0±0.3	7.5±1.0	
TYPE-50	TYPE1WS	P2	F	W	W0	W1	ψD0				
		3.75±0.5	7.5±0.5	18.0±0.5	5.0 min.	9.0±0.5	4.0±0.2				

### MHB TYPE Forming for Taping



STYLE		DIMENSIONS									Unit: mm
Normal	Miniature	L	ψD	ψd	B	H	H0	H1	H2	H3	
		15.5±1.0	5.0±0.5	0.8±0.05	21.0 Max.	30 Max.	18.0±1.0	5.5(Ref.)	8.0±1.5	16 Max.	
TYPE200	TYPE3WS	P	P0	P1	P2	F	W	W0	W1	ψD0	
		30.0±1.0	15.0±0.3	7.5±1.0	3.75±0.8	7.5±0.5	18.0±0.5	5.0 Min.	9.0±0.5	4.0±0.3	

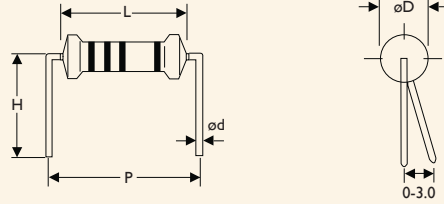
### MHC TYPE Forming for Taping



STYLE		DIMENSIONS									Unit: mm
Normal	Miniature	L	ψD	ψd	B	H	H1	P	P0	F	
		15.5±1.0	5.0±0.5	0.8±0.05	21.0 max.	19.0±1.0	5.25±1.0	30.0±1.0	15.0±0.3	10.0±0.5	
TYPE200	TYPE3WS	W	W0	W1	ψD0						
		18.0±0.5	5.0 Min	9.0±0.5	4.0±0.2						

## FORMING DIMENSION (SPECIAL TYPE)

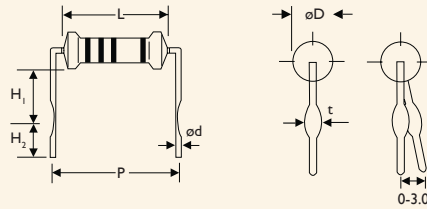
## M TYPE



STYLE		DIMENSIONS					Unit: mm
Normal	Miniature	L	P	øD	ød	H	
TYPE-12	TYPE25S	3.4±0.3	6.0±1	1.9±0.2	0.45±0.05	10.0±1	
TYPE-25	TYPE50S	6.3±0.5	10.0±1	2.4±0.2	0.55±0.05	10.0±1	
TYPE-50	TYPE1WS	9.0±0.5	12.5±1	3.3±0.3	0.55±0.05	10.0±1	
TYPE100	TYPE2WS	11.5±1.0	15.0±1	4.5±0.5	0.8±0.05	12.5±1	
TYPE200	TYPE3WS	15.5±1.0	20.0±1	5.0±0.5	0.8±0.05	15.0±1	
TYPE300/TYPE400	TYPE5WS/TYPE5SS	17.5±1.0	25.0±1.0	6.5±0.5	0.8±0.05	15.0±1.0	
TYPE500/TYPE700	TYPE7WS	24.5±1.0	30.0±1.0	8.0±0.5	0.8±0.05	15.0±1.0	

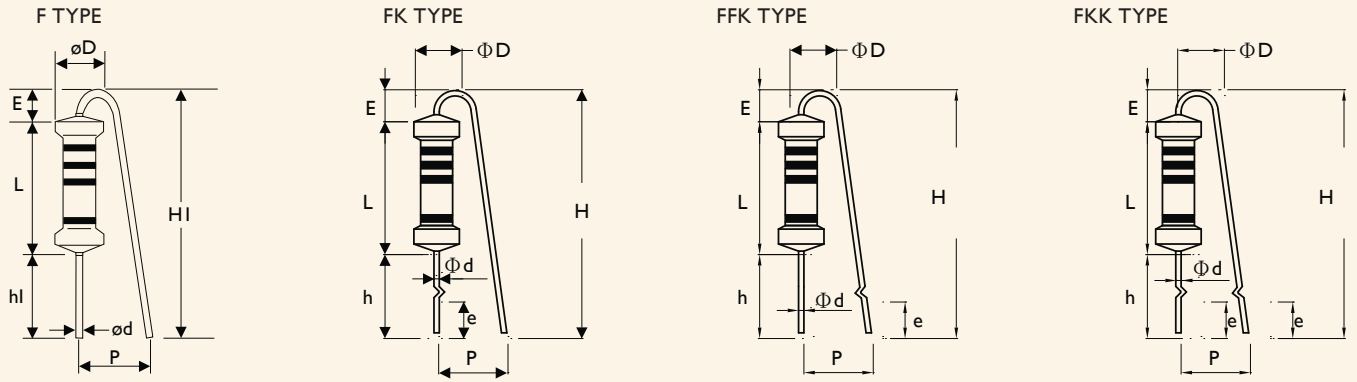
Note: FMP/KNP/NKN/FKN/PNP/PNP V/FAE series: øD is different from above table, please refer to each specification of catalog.

## MB TYPE



STYLE		DIMENSIONS								Unit: mm
Normal	Miniature	L	P	øD	ød	H <sub>1</sub>	H <sub>2</sub>	t		
TYPE-25	TYPE50S	6.3±0.5	10.0±1	2.4±0.2	0.55±0.05	6.0±1	5.0±1	1.2±0.2		
TYPE-50	-	9.0±0.5	12.5±1	3.3±0.3	0.55±0.05	6.0±1	5.0±1	1.2±0.2		
-	TYPE1WS	9.0±0.5	12.5±1	3.3±0.3	0.8±0.05	6.0±1	5.0±1	1.4±0.2		
TYPE100	TYPE2WS	11.5±1.0	15.0±1	4.5±0.5	0.8±0.05	6.0±1	5.0±1	1.4±0.2		
TYPE200	TYPE3WS	15.5±1.0	20.0±1	5.0±0.5	0.8±0.05	10.0±1	5.0±1	1.4±0.2		
TYPE300/TYPE400	TYPE5WS/TYPE5SS	17.5±1.0	25.0±1.0	6.5±0.5	0.8±0.05	10.0±1	5.0±1	1.4±0.2		
TYPE500/TYPE700	TYPE7WS	24.5±1.0	30.0±1	8.0±0.5	0.8±0.05	15.0±1	5.0±1	1.4±0.2		
RSF300/RSF500	RSF5WS	24.5±1.0	30.0±1	8.0±0.5	0.8±0.05	15.0±1	5.0±1	1.4±0.2		

Note: FMP/KNP/NKN/FKN/PNP/PNP V/FAE series: øD is different from above table, please refer to each specification of catalog.



STYLE		DIMENSIONS									
Normal	Miniature	L	P	øD	ød	h	H Max.	hI	HI Max.	E Max.	e
TYPE-50	TYPE1WS	9.0±0.5	6±1	3.3±0.3	0.55±0.5	8.0±1	22	5.0±1	18.5	3.5	3.5±1
TYPE100	TYPE2WS	11.5±1	6±1	4.5±0.5	0.8±0.05	8.0±1	24	5.0±1	20	3.5	3.5±1
TYPE200	TYPE3WS	15.5±1	8±1	5.0±0.5	0.8±0.05	8.0±1	28	5.0±1	25	3.5	3.5±1

Unit: mm

Note: FMP/KNP/NKN/FKN/PNP/PNPV/FAE series: øD is different from above table, please refer to each specification of catalog.

### FT Type Forming for Taping

Rated Watts 1/4W, 1/2WS & 0.6W

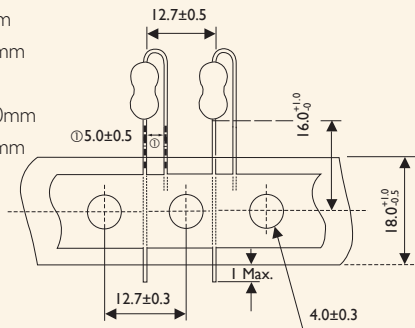
Body Dimension : L = 6.3±0.5mm  
øD = 2.4±0.2mm

Rated Watts : 1/2W & 1WS

Body Dimension : L = 9±0.5mm  
øD = 3.3±0.3mm

Rated Watts : 1W & 2WS

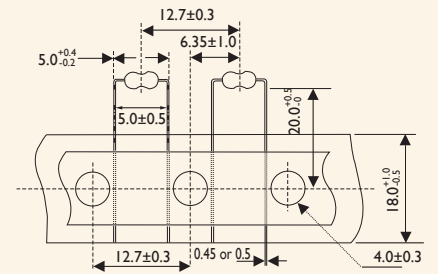
Body Dimension : L = 11.5±1.0mm  
øD = 4.5±0.5mm



### MT Type Forming for Taping

Rated Watts 1/6W, 1/4WS & 0.4W

Body Dimension : L = 3.4±0.3mm  
øD = 1.9±0.2mm



### PN Type Forming for Taping

Rated Watts 1/4W, 1/2WS & 0.6W

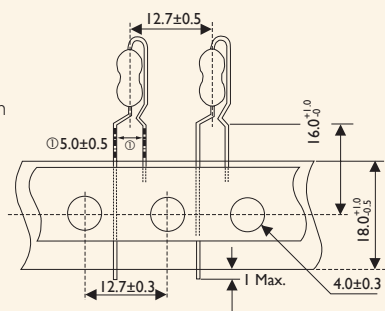
Body Dimension : L = 6.3±0.5mm  
øD = 2.4±0.2mm

Rated Watts : 1/2W & 1WS

Body Dimension : L = 9±0.5mm  
øD = 3.3±0.3mm

Rated Watts : 1W & 2WS

Body Dimension : L = 11.5±1.0mm  
øD = 4.5±0.5mm



### AV Type Forming for Taping

Rated Watts 1/4W, 1/2WS & 0.6W

Body Dimension : L = 6.3±0.5mm  
øD = 2.4±0.2mm

Rated Watts : 1/2W & 1WS

Body Dimension : L = 9±0.5mm  
øD = 3.3±0.3mm

Rated Watts : 1W & 2WS

Body Dimension : L = 11.5±1.0mm  
øD = 4.5±0.5mm

